

Welcome to Year 2

Class of '25



# Teaching Staff



Miss A Bowers  
TEACHER



Mr A Parkes  
TEACHER

Oak  
2AB



Yew  
2AP

# Support Staff




Mrs K Vesselova



Mrs S Watson



Mrs S Woolford



# I'D LIKE TO TALK TO YOU ABOUT...

A day in the life of Year 2

Topic coverage over the year

Visits

Home learning

How you can help your child

# A Typical Year 2 Week

Year 2	Monday	Tuesday	Wednesday	Thursday	Friday
8.40 – 9.00	Registration	Registration	Registration	Registration	Registration
9.00-9.25	Phonics	Phonics	Phonics	Phonics	9:00-9:20 – Arithmetic
9.25 – 9.45	9:25 – 9:50 Playtime Assembly	Writing	Maths	Maths	9:20-10:20 - RE
9.45 – 10.30	10:00 – 10:30 – Reading/ Maths arithmetic				
10.30 – 10.45	PLAYTIME	PLAYTIME	PLAYTIME	PLAYTIME	10:20-11:15 – Foot-tech
10.45- 11:50	Maths	10:45 – 11:15 Reading/ Maths arithmetic	Writing	10:45 – 11:15 Reading/ Maths arithmetic	11:15-11:35 – Singing Assembly
		Maths		Writing	Storytime
11:50– 12:45	LUNCHTIME	LUNCHTIME	LUNCHTIME	LUNCHTIME	LUNCHTIME
1:05 – 2:05	Computing	Science	PE (studio)	Geography/History	12:45 – 1:15 - Phonics
2:05 – 3:00	PSHE		Music		2:45 – 3:00: Phase 1 Celebration Assembly
3:00-3.10	Story time/ home time	Story time/ home time	Story time/ home time	Story time/ home time	Story time/ home time

# Maths

1. Flashback 4
2. mental starter (times tables, recall of facts)
4. Main teaching
5. Independent work
6. Plenary

	Week 1	Week 2	Week 3	Week 4	Week 5	Week 6	Week 7	Week 8	Week 9	Week 10	Week 11	Week 12
Autumn	<p>Number</p> <hr/> <p>Place value</p> <p>FREE TRIAL</p> <p>VIEW</p> <p>Free trial</p>				<p>Number</p> <hr/> <p>Addition and subtraction</p> <p>VIEW</p>				<p>Geometry</p> <hr/> <p>Shape</p> <p>VIEW</p>			
Spring	<p>Measurement</p> <hr/> <p>Money</p> <p>VIEW</p>		<p>Number</p> <hr/> <p>Multiplication and division</p> <p>VIEW</p>				<p>Measurement</p> <hr/> <p>Length and height</p> <p>VIEW</p>		<p>Measurement</p> <hr/> <p>Mass, capacity and temperature</p> <p>VIEW</p>			
Summer	<p>Number</p> <hr/> <p>Fractions</p> <p>VIEW</p>				<p>Measurement</p> <hr/> <p>Time</p> <p>VIEW</p>		<p>Statistics</p> <p>VIEW</p>	<p>Geometry</p> <hr/> <p>Position and direction</p> <p>VIEW</p>		<p>Consolidation</p>		



## To help your child in maths....

- Count in steps of 2's, 5's and 3's and 10's from any given number.
- Practice doing 2's, 5's and 10 times tables
- Practice number facts e.g. how to make 10, 15, 20 in different ways.
- Practice adding and subtracting using objects (which could include money)
- Practice place value (tens and ones)
- Practice telling the time (O' clock, half past, quarter to/past, and eventually 5 minute intervals)



# Reading

- We do reading lessons 3 times a week.
- One of our main focusses is on developing their understanding of the text they are reading. This does include meanings that are inferred.
- All reading books are book banded using the International book banding scheme
- Children need to be reading books at 90% accuracy and show matching comprehension skills. Children should be reading at roughly 90 words a minute.

# Reading - How you can help at home



- Hear them read a range of materials regularly.
- Discuss the features of texts and the purpose of the features.
- Ask lots of different types of questions. Do this verbally and written too.
- Read to your child and ask questions/ discuss. Don't forget to talk about the language/vocabulary too.
- Don't correct your child immediately – allow them chance to self correct.






# Writing

- In Year 2 we read and write a variety of text types, both fiction and non fiction.
- Children are encouraged to think about the audience they are writing for and adapt their writing accordingly.
- The main teaching at the moment is ensuring children can write: in full sentences, starting with a capital letter, spelling words correctly and ending with a full stop.
- We always encourage children to include adjectives in their work. By using better language, children's writing is more interesting to read and their overall writing is improved.



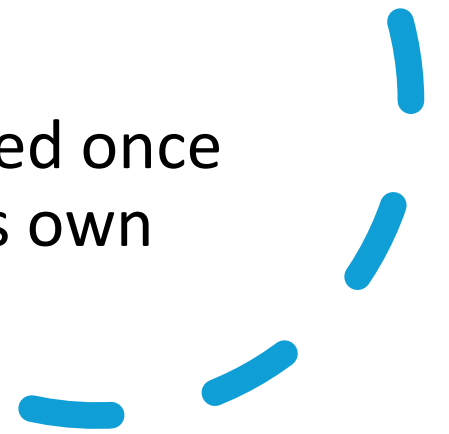
# Writing - How you can help at home

- Good quality conversation is key to developing your child's vocabulary.
- Children need to be able to say something before they can write it. . . Talk for writing!
- Encourage your child to use 'better' vocabulary when talking and writing.
- Practise handwriting using different activities.

 	 snake	Show your teeth and and let the s hiss out ssssss ssssss	Under the snake's chin, slide down and round its tail.
---	---	---	---

# Handwriting

- Focus on good letter formation before joining letters
- Cursive writing will be introduced once they can write each letter on its own



# Spellings – After Christmas

- In Year 2, spelling is taught through Little Wandle. It will happen every day
- Children explore different spellings all based on their knowledge from phonics

THESE ARE SOME  
OF THE TOPICS  
COVERED  
THROUGHOUT  
YEAR 2:

Geography - You're Great Britain!

Science – Growing Healthy Plants

History - Great Fire of London

D.T. Make a pizza

Art - Family Under the Umbrella

# VISITS/WORKSHOP


Christmas theatre visit (winter)

Kirkstall Abbey (spring)

Singing trip (spring)

Skipping School (summer)

Great Fire of London Workshop (Summer)



# HOW TO SUPPORT YOUR CHILD IN YEAR 2

Reading aloud to an adult regularly, discussing vocabulary and asking questions.

Support children with home Learning including helping them learn their spellings

Liaise with school. We are happy to support!

# Arbor



## Arbor Parent App 4+

Parent & Guardian Portal  
Arbor Education Partners

Designed for iPhone

#4 in Education

★★★★★ 1.4 • 1.1K Ratings

Free

## Arbor Parent & Guardian Portal

Arbor Education

2.1★

787 reviews

500K+

Downloads

3

PEGI 3

Install

Share

Add to wishlist

Our only form of communication.

In order for you to receive emails and messages from the school, you will need to download the Arbor Parent App to your smartphone.



Android



iOS



How to use the app

---

Please also follow us on our school  
Instagram page!

**@alwoodleyprimaryschool**





# Any questions?

Please do look at the Year 2 class page on the school website for additional useful documents!